

LIQUIFREAKS™

Owner's Manual

LiquiFreaks are foul, funny and totally freaky!
 They each have different personalities, but you approach them in the same way.
 Each LiquiFreak has a mystery warning sign!



TIG™



X-23™



Snarf™



Gunkle™

www.liquifreaks.com

Important: Please save this instruction sheet. It contains valuable product information.

Let's get your LiquiFreak riled up!

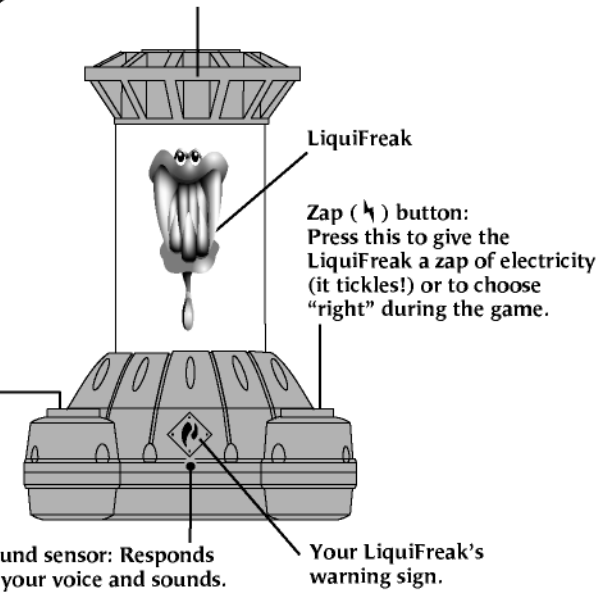
Make sure batteries are installed.
 (see "Battery Information")

Press either (⚠) or (⚡) button twice, quickly.
 A tune will play and the LiquiFreak will wake up, probably grumpy!

If your LiquiFreak gets lethargic and stops reacting, press either button twice again in order to wake it up.

Biohazard (⚠) button:
 Press this to feed your LiquiFreak its favorite snack—toxic sludge, or to choose "left" during the game.

Biohazard containment unit



Let's communicate!

Your LiquiFreak may be cranky at the beginning. When it gets to trust you, it will be excitable and react to your voice and sounds you make.

There are 3 ways to interact with your LiquiFreak:



Feed it toxic sludge

Feed by pressing the left button. Feed it enough to make it full, but too much food may make it upset!



Talk to it

Your LiquiFreak reacts to silly voices and goofy sounds. Talk to it. Tell it a crazy story or a gross joke!



Get it excited

Bombard it with electrons by pressing the right button. Zap it a lot! You can tell it likes that!

Mystery signs:



TIG




X-23



Snarf



Gunkle



Your LiquiFreak demands attention!

When left alone for a while, it will jump around impatiently, knock on the glass and make sounds. It's hard to know what the LiquiFreak wants. Is it hungry, does it want to play a game or just hear your voice? You need to guess!

- If it does not receive the right thing, it will jerk its body right and left indicating "no."
 - If it receives the right action, it will bounce up and down to indicate "yes."
- If you give your LiquiFreak what it desires, it may play a tune, or begin its favorite game.

Your LiquiFreak knows many songs!

Can you get it to play all of them?



Your LiquiFreak plays games, too!

The LiquiFreak has a mind of its own. Let it sit for a few moments and it will bounce up and down and grunt. It is ready to play! But what does it want you to do? Should you press the left button? The right button? Or speak to it? Only it knows for sure!

If you choose correctly, the LiquiFreak will launch into one of its songs and dances, or if it wants to play a game it will dart from side to side. Now you must anticipate its movements—will it move left or right?

If you predict it will go to the left, press the (L) button.
If you predict it will go to the right, press the (R) button.

You win if you read your LiquiFreak's mind. It will make noise and play a song!
You lose if you choose the wrong direction. The LiquiFreak will be unhappy and sulk.

If you ignore your LiquiFreak, it will fall asleep.

The LiquiFreak will try to get your attention, but if you do not respond, a "good night" tune will play and it will take a nap.



HINT: If you have two or more LiquiFreaks, place them together and they will snort and growl at each other!



How to put your LiquiFreak to sleep:

Press both left and right buttons simultaneously and hold until you hear the music (about 3 seconds). Your LiquiFreak will fall asleep!

To wake your LiquiFreak up, quickly tap either button twice. The "good morning" sound will sound and the LiquiFreak will come alive, ready for action!

Remember, LiquiFreaks are mysterious creatures. No one knows what they are going to do. Here are some of the responses they will give, but explore them for yourself! After a while you will know whether your LiquiFreak is annoyed or content.

Enjoy your LiquiFreak!

To learn more about LiquiFreaks go to www.liquifreaks.com

Happy sounds:

Burping
Farting
Munching
Music

Unhappy sounds:

Muttering
Snarling
Growling

Motions:

Side to side:
No, I don't like this; I'm not happy!
Up and down:
Yes, I like this; I am happy!

IMPORTANT TOY INFORMATION

When operating this toy for the 1st time: Black box in battery compartment contains button cell batteries for the "try me" function of this toy. This box should be removed by an adult prior to inserting fresh AAA (LR03) batteries.

- Button cell battery in product contains mercury. Do not put in trash. Recycle or dispose of as hazardous waste.

Before playing with your LiquiFreak, make sure fresh batteries are installed (see below).

If left alone, this toy will automatically shut off after one minute.

Battery Specifications

This toy requires 2 AAA (LR03) batteries, not included. Duration time: 6 hrs continuous (when alkaline battery is used).

Battery Safety

1. Only adults should install and replace batteries.
2. Do not recharge non-rechargeable batteries.
3. Remove dead or exhausted batteries.
4. Insert batteries correctly. Match positive and negative signs.
5. Do not place anything across the battery terminals.
6. Only use the batteries specified above.
7. Do not use rechargeable batteries.
8. Do not mix alkaline, standard (carbon-zinc), or rechargeable (nickel-cadmium) batteries.
9. Do not mix old and new batteries.
10. Do not dispose batteries in a fire; they may explode.
11. Dispose of batteries safely.

To Replace Batteries

1. Loosen the single screw on the panel at the bottom of the toy and remove the cover (Fig. 1).
2. Remove the old batteries.
3. Correctly set 2 new AAA batteries (Fig. 2).
5. Replace battery cover and tighten screw.

SAFETY WARNINGS

Parents and guardians, please read carefully.

- In case of liquid leakage, do not ingest. If liquid gets in eyes, flush eyes thoroughly with water and consult a physician. If liquid gets on clothes or skin, wash it off with water.
- Read the instruction manual carefully before playing. Also keep this manual.
- Do not forcefully press the buttons or twist the dome.
- Do not break into parts.
- Do not wet this toy. It is not waterproof.
- Stop playing immediately if it breaks or malfunctions.
- This toy will not perform correctly when the batteries are old. Please replace them with new batteries.
- Do not leave this toy in extremely hot or cold areas, humid or dusty areas or in direct sunlight.

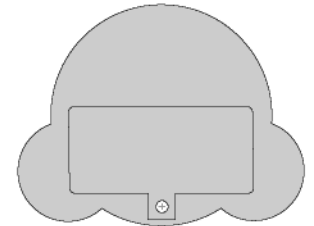


Fig. 1

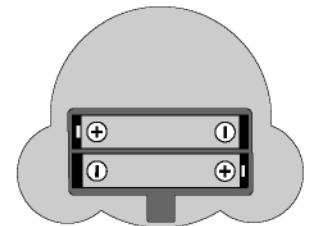


Fig. 2



LIQUIFREAKS WV2 22075/76/77/78-4000-WV2 12/04



IF YOU HAVE ANY QUESTIONS, PLEASE CONTACT US AT
1-800-247-6570
WWW.WILDPLANET.COM
©2004 Wild Planet Toys, Inc.
P.O. Box 194087 San Francisco, CA 94119-4087