



SECRET AGENT BRIEFCASE™

3 Spy Tools in a Transforming Briefcase!

Ages 6 and up
70279

Important: Please save this instruction sheet. It contains valuable product information.

OPENING THE BRIEFCASE

Flip up the red LATCH. Slide the silver FRONT PANEL counter-clockwise to reveal interior of briefcase. (Fig. 1)

DART BLASTER

Using the Dart Blaster outside the briefcase:

The handle of the briefcase also functions as a DART BLASTER. With the FRONT PANEL open, remove the handle from the briefcase. Position blaster so the FLASHLIGHT and REMOVABLE SCOPE are on top. (Fig. 2) Insert dart into the LAUNCH PORT until it locks into place. Flip the REMOVABLE SCOPE down to aim. Press LAUNCH TRIGGER on handle to fire.

Using the Dart Blaster inside the briefcase:

With the case closed, insert dart into the LAUNCH PORT until it locks into place. Press LAUNCH TRIGGER on handle to fire. (Fig. 2)

FLASHLIGHT

Press the LENS to turn light on and off.

REMOVABLE SCOPE

The scope can be used three different ways:

1. On its own
2. Secured to the top of the DART BLASTER
3. Inserted into the FRONT PANEL of the closed case. (Fig. 3)

DVD/GAME HOLDER

Press hole of your DVD or CD disc over spindle in center of DVD/GAME HOLDER.

SECRET COMPARTMENT

With the FRONT PANEL open, lift lid of SECRET COMPARTMENT. Store up to 3 darts in the DART HOLDERS. Other Spy Gear accessories can be stored here.

CLOSING THE BRIEFCASE

Note that the battery compartment on the FLASHLIGHT must face outward in order for the case to close properly. (Fig. 2)

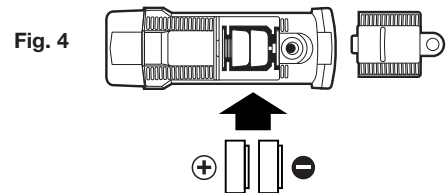
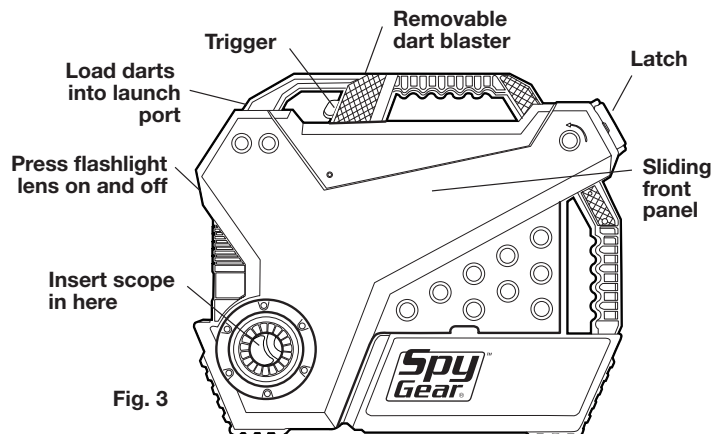
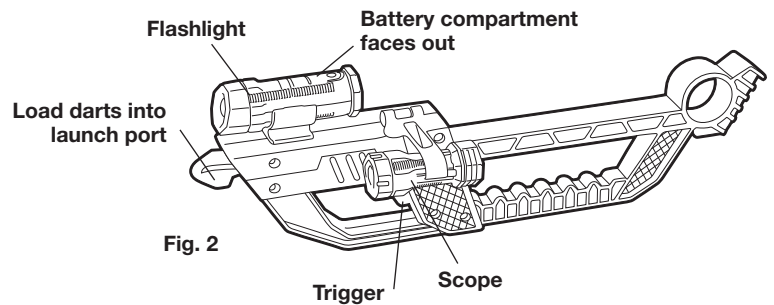
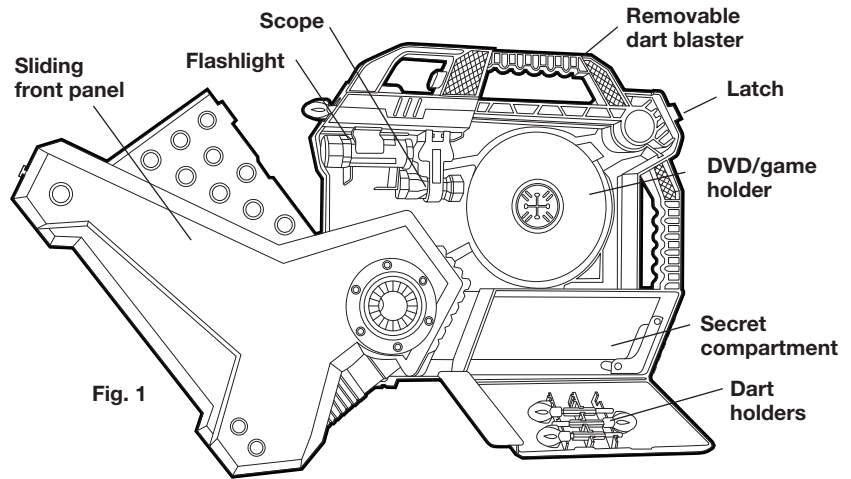
ADULTS: REPLACING FLASHLIGHT BATTERIES

1. Use two 357 (LR44) batteries, included.
2. Remove flashlight from briefcase.
3. Locate battery door, use small Philips screwdriver to loosen screw, remove battery door. Discard both old batteries and install 2 fresh, new cells. Replace door. (Fig. 4)

Important: Observe battery polarity (direction, + and -)

BATTERY SAFETY

- Only adults should install and replace batteries.
- Do not recharge non-rechargeable batteries.
- Remove dead or exhausted batteries.
- Insert batteries correctly. Match positive and negative signs.
- The supply terminals are not to be short circuited.
- Do not use rechargeable batteries.
- Do not mix alkaline, standard (carbon-zinc), or rechargeable (nickel-cadmium) batteries.
- Do not mix old and new batteries.
- Only the batteries of the same or equivalent type are recommended to be used.
- Do not dispose batteries in a fire; they may explode.
- Dispose of batteries safely.



WARNING:
CHOKING HAZARD – Small Parts
Not for children under 3 years

CAUTION! Viewing the sun can cause permanent eye damage. Do not view the sun with scope or even the naked eye.

CAUTION! Do not aim at eyes or face. To avoid injury: use only darts designed for this product. Do not modify darts or Secret Agent Briefcase.

SECRET AGENT BRIEFCASE 70279-4000 PS 05/09



IF YOU HAVE ANY QUESTIONS, PLEASE CONTACT US AT
1-800-247-6570
WILDPLANET.COM/HELP
Wild Planet Entertainment, Inc., P.O. Box 194087
San Francisco, CA 94119-4087