



SECRET AGENT PHONES™

2 Hands-Free/Voice-Activated Walkie Talkies!

Ages 6 and Up
70043

Important: Please save this instruction sheet. It contains valuable product information.

TO OPERATE SECRET AGENT PHONES

1. Place the **Earphone** over your left ear, and adjust the **Microphone** until it is near your mouth, Fig. 1.
2. Slide the **On / Off / Volume Switch** to **HI** or **LO** volume, Fig. 2.
NOTE: Both **Secret Agent Phones** must be switched on to talk.
3. Clip your Secret Agent Phones to your belt or backpack for hands-free use, Fig. 3.
4. Slide the on / off / volume switch to **OFF** after use, Fig. 2.

SPECIAL TIPS

- Be careful when talking at the same time as your friend. Two people talking at once will affect the Secret Agent Phones performance.
- Remember to switch the Secret Agent Phones off after use to conserve battery life.

BATTERY SAFETY INFORMATION

- The Secret Agent Phones require two, one for each phone, 9V (6LR61) batteries, not included.
- Only adults should install and replace batteries.
- Do not recharge non-rechargeable batteries.
- Remove dead or exhausted batteries.
- Insert batteries correctly. Match positive and negative signs
- The supply terminals are not to be short circuited.
- Do not use rechargeable batteries.
- Do not mix alkaline, standard (carbon-zinc), or rechargeable (nickel-cadmium) batteries.
- Do not mix old and new batteries.
- Only the batteries of the same or equivalent type are recommended to be used.
- Do not dispose batteries in a fire; they may explode.
- Dispose of batteries safely.

ATTENTION ADULTS—TO REPLACE BATTERIES

The Secret Agent Phones require two, one for each phone, 9V (6LR61) batteries, not included.

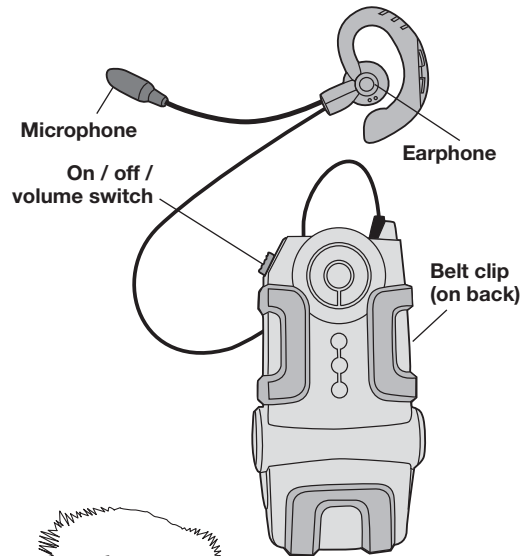
1. Use a small Phillips head screwdriver to loosen the screw on the battery compartment. The screw will not fall out. (Fig. 4)
2. Open battery cover. Remove exhausted batteries.
3. Place new batteries in compartment as shown, Fig. 5.
4. Replace the battery cover and tighten screw.

FCC ID: N3ESPYLINK70043 Made in China
This Device complies with Part 15 of the FCC Rules. Operation is subject to the following two conditions: 1. this device may not cause harmful interference, and 2. this device must accept any interference received, including interference that may cause undesired operation.

Note: This equipment has been tested and found to comply with the limits for a Class B digital device, pursuant to part 15 of the FCC Rules. These limits are designed to provide reasonable protection against harmful interference in a residential installation. This equipment generates, uses and can radiate radio frequency energy and, if not installed and used in accordance with the instructions, may cause harmful interference to radio communications. However, there is no guarantee that interference will not occur in a particular installation. If this equipment does cause harmful interference to radio or television reception, which can be determined by turning the equipment off and on, the user is encouraged to try to correct the interference by one or more of the following measures:

- Reorient or relocate the receiving antenna.
- Increase the separation between the equipment and receiver.
- Connect the equipment into an outlet on a circuit different from that to which the receiver is connected.
- Consult the dealer or an experienced radio/TV technician for help.

Warning: Changes or modifications to this toy that are not expressly approved by Wild Planet Entertainment, Inc. could void the user's authority to operate the toy.



Microphone
On / off / volume switch
Earphone
Belt clip (on back)

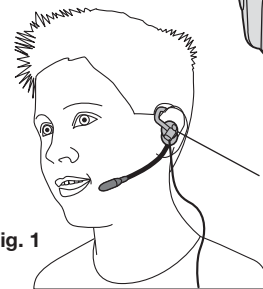


Fig. 1
Hands-free headset wraps around your ear (wear on left ear only, as shown)

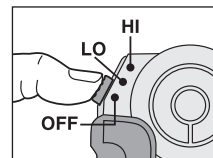


Fig. 2
LO HI
OFF



Fig. 3

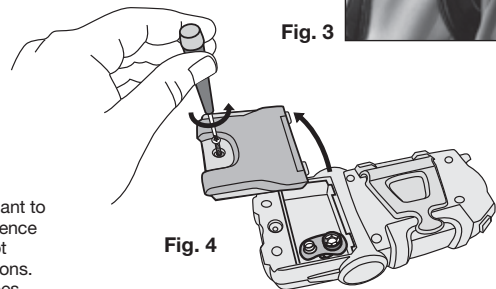


Fig. 4

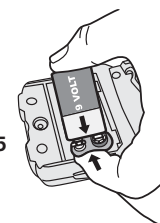


Fig. 5

SECRET AGENT PHONES 70043-4000 PS 05/08



IF YOU HAVE ANY QUESTIONS, PLEASE CONTACT US AT
1-800-247-6570
WILDPLANET.COM/HELP
Wild Planet Entertainment, Inc., P.O. Box 194087
San Francisco, CA 94119-4087

© 2007 Wild Planet Entertainment, Inc., San Francisco, CA 94104, USA.
All rights reserved. **PRINTED IN CHINA.** Product specifications subject to change.