

**Important: Please save this instruction sheet. It contains valuable product information.**

**⚠ WARNING:**  
CHOKING HAZARD – Small Parts  
Not for children under 3 years

### WRITING SECURE MESSAGES

1. Open lid by pushing red button on front of case.
2. Press and release black button to open paper drawer.
3. Use pen to write secret message on the spy paper.

### READING SECURE MESSAGES

#### Day

1. Open **PAPER DRAWER**, place message in it. Push **BUTTON** on the back of the unit to pop out **RED DECODER SCREEN**.
2. Pull out decoder screen all the way over message so you can read it. (Fig. 1)

#### Night

3. Slide **LIGHT SWITCH** to “ON” position to read your message in the dark using **RED DECODER LIGHT** in lid, **OR** press **LENS** on outside of lid. (Fig. 2).

### SECRET COMPARTMENT

1. Open lid flat and slip secret message into **SLOT** on back of case.
2. Press red **BUTTON** inside the case to open **SECRET COMPARTMENT**.

### SHREDDING MESSAGES

1. Insert one sheet of message paper squarely into the **SHREDDER SLOT**.
2. Guide the paper into the slot as you turn the **CRANK** toward you in a counter-clockwise motion. (Fig. 3)

### ADULTS: REPLACING BATTERIES

1. Using a small Phillips screwdriver, loosen screw and remove **BATTERY COVER**. (Fig. 4)
2. Remove both old batteries.
3. Insert two fresh, new batteries with + sides facing up as shown.
4. Replace battery cover and tighten screw.

### BATTERY SAFETY

**Note:** Removable button cell batteries in this product contain mercury. When battery is replaced, don't put used one in trash. Recycle or dispose of according to local, state, or federal laws.

1. Only adults should install and replace batteries.
2. Do not recharge non-rechargeable batteries.
3. Remove dead or exhausted batteries.
4. Insert batteries correctly. Match positive and negative signs.
5. The supply terminals are not to be short circuited.
6. Do not use rechargeable batteries.
7. Do not mix alkaline, standard (carbon-zinc), or rechargeable (nickel-cadmium) batteries.
8. Do not mix old and new batteries.
9. Only the batteries of the same or equivalent type recommended to be used.
10. Do not dispose of batteries in a fire; they may explode.
11. Dispose of batteries safely.

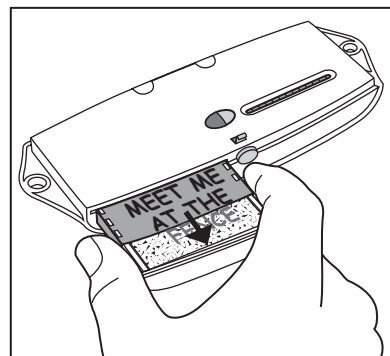
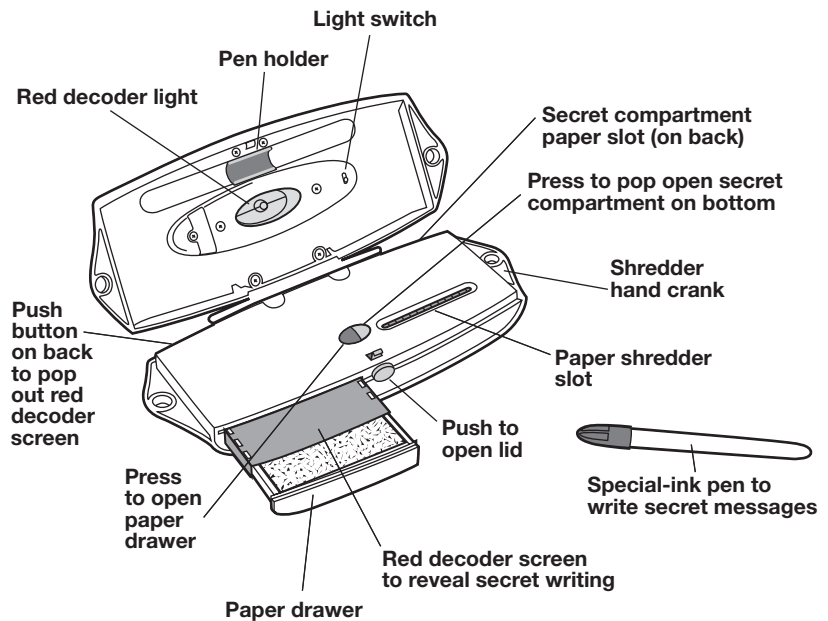


Fig. 1




Fig. 2

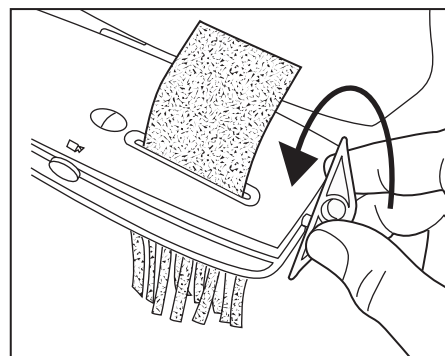


Fig. 3

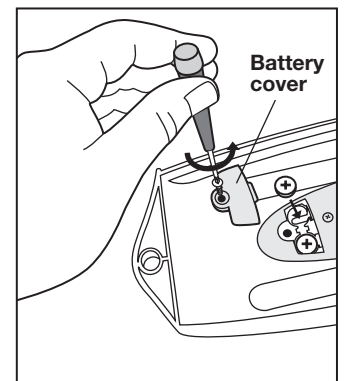


Fig. 4