





Owner's Manual

Your Dora™ and Boots™ interactive friends will bring you happiness! They have different personalities, but you care for them in the same way.



Dora



Boots

www.wildplanet.com

© 2006 Viacom International Inc. All Rights Reserved. Nickelodeon, Nick Jr., Dora The Explorer and all related titles, logos and characters are trademarks of Viacom International Inc.

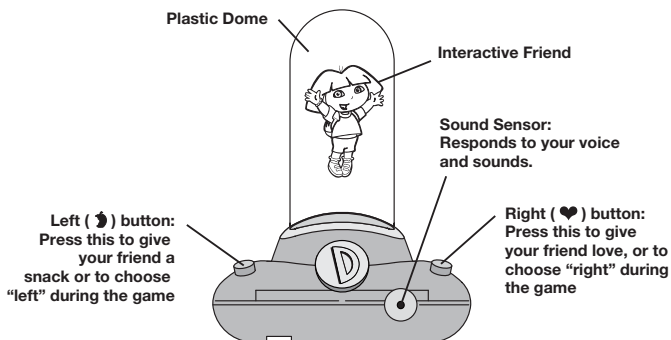
**Important: Please save this instruction sheet.
It contains valuable product information.**

Let's wake up your friend!

Make sure batteries are installed. (see "Battery Information")

Press either button twice, quickly. A "Good morning!" melody will play and your friend will wake up.

If your friend goes to sleep, press either button again twice in order to wake her/him up.



Let's communicate!

Your friend may be shy at the beginning. When s/he gets to know you, s/he will be perky and react to your voice and sounds you make.

There are 3 ways to interact with your friend:

Give snacks

Give her/him snacks by pressing the left button. Give her/him enough to make her/him full, but too much and/or you may make her/him upset!

Talk to your friend

Your friend reacts to voices and sounds. Talk to her/him. Sing to her/him. Tell her/him a story (or a secret)!

Give you friend love

Give your friend love by pressing the right button. Give lots of love! You can tell s/he likes that!

Your friend gets lonely!

When left alone for a while, your friend will call out for attention. S/he will hop around impatiently and make sounds. As with a crying baby, it's hard to know what your friend wants. Is s/he hungry, does s/he want to play a game or just hear your voice? You need to guess!

- If s/he does not receive the correct action, s/he will sway her/his body right and left indicating "no."
 - If s/he receives the correct action, s/he will move up and down to indicate "yes."
- If you give your friend what s/he desires, s/he may play a song, or begin her/his favorite game.

HINT: Hold the tube up to your eye at a 45-degree angle to get a special close-up view of your new friend!

Your friend knows many different songs!

See if you can get her/him to play all of them. Can you find the "secret song?"

Your friend plays games, too!

Your interactive friend loves to play! Let your friend sit for a few seconds. S/he will chirp three times and bob up and down. S/he wants you to either press the right button, the left button, or talk to it. If you guess wrong: S/he whines and sways from side to side—you need to start over. If you guess correctly: S/he bobs excitedly, and either plays a song or launches into a new game. In this game your friend moves from side to side. Try to anticipate the movements—is s/he going to dart to the left or right?

If you predict s/he will go to the left, press the Left () button.

If you think s/he will go to the right, press the Right (♥) button.

You win if you read your friend's mind. S/he will play songs and dance for you in joy!


You lose if you choose the wrong direction! Your friend will tell you to try again.

If you ignore your friend, s/he will fall asleep.

Your friend will try to get your attention, but if you do not respond, a "good night" lullaby will play and s/he will take a nap.



HINT: If you have two or more friends, place them together and they will make happy sounds and play with each other!



How to put your friend to sleep:

Press both buttons simultaneously (Shhh! stay completely quiet!) and hold until you hear the lullaby (about 5 seconds). Your friend will fall asleep!

To wake up your friend, quickly tap either button twice. The "good morning" melody will sound and your friend will greet you, ready to play!

To learn more about Aquapets go to www.myaquapet.com

Happy Sounds:

- Squeaking
- Chuckling
- Gurgling Bells
- Munching Sounds
- Attention Sound

Unhappy Sounds:

- Whining
- Whimpering
- Sighing

Motions:

- Side to side:
- No; I don't like this; I'm unhappy!
- Up and down:
- Yes; I like this; I am happy!

IMPORTANT TOY INFORMATION

Before first use: Remove and discard the round white plug from the toy base, otherwise the toy will not function properly. The black box in the battery compartment contains button cell batteries for the "try me" function of this toy. This box should be removed by an adult prior to inserting fresh AAA (LR03) batteries.

- Button cell battery in product contains mercury. Do not put in trash. Recycle or dispose of as hazardous waste.

Before playing with your Aquapet, make sure fresh batteries are installed (see below).

If left alone, this toy will automatically shut off after one minute.

BATTERY SPECIFICATIONS

This toy requires (2) AAA (LR03) batteries, not included.

BATTERY SAFETY

- Only adults should install and replace batteries.
- Only use the specified battery types.
- Do not use rechargeable batteries.
- Do not try to recharge non-rechargeable batteries.
- Insert batteries correctly—match positive and negative signs.
- Do not place anything across the battery terminals.
- Do not mix alkaline, standard (carbon-zinc), or rechargeable (nickel-cadmium) batteries.
- Do not mix old and new batteries.
- Remove dead or weak batteries.
- Dispose of batteries safely. Recycle them where possible.
- Do not dispose of batteries in a fire. They may explode!

TO INSERT BATTERIES

1. Loosen the single screw on the panel at the bottom of the toy and remove the cover (Fig. 1).
2. Correctly set 2 new AAA (LR03) batteries (Fig. 2).
3. Replace battery cover and tighten screw.

SAFETY WARNINGS

Parents and guardians, please read carefully.

- In case of liquid leakage, do not ingest. If liquid gets in eyes, flush eyes thoroughly with water and consult a physician. If liquid gets on clothes or skin, wash it off with water.
- Read the instruction manual carefully before playing. Also keep this manual.
- Do not forcefully press the buttons or twist the dome.
- Do not break into parts.
- Do not put this toy in water. It is not waterproof.
- Stop playing immediately if it breaks or malfunctions.
- This toy will not perform correctly when the batteries are old. Please replace them with new batteries.
- Do not leave this toy in extremely hot or cold areas, humid or dusty areas or in direct sunlight.

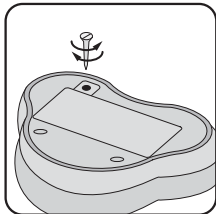


Fig. 1

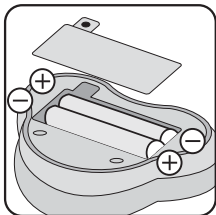


Fig. 2



DORA THE EXPLORER AQUAPETS

22088/22089-4000

PR 5/06

IF YOU HAVE ANY QUESTIONS, PLEASE CONTACT US AT

1-800-247-6570

WWW.WILDPLANET.COM

©2006 Wild Planet Toys, Inc.

P.O. Box 194087 San Francisco, CA 94119-4087