



Ages 6 and Up  
52000

## Owner's Manual

**Important: Please save this instruction sheet. It contains valuable product information.**

 **WARNING:**

**CHOKING HAZARD: Small Parts.  
Not for Children Under 3 Years.**



Licensed by Tomy®

BATTLE CRAWLERS

52000-4000

PR 10/04

**IF YOU HAVE ANY QUESTIONS, PLEASE CONTACT US AT  
1-800-247-6570**

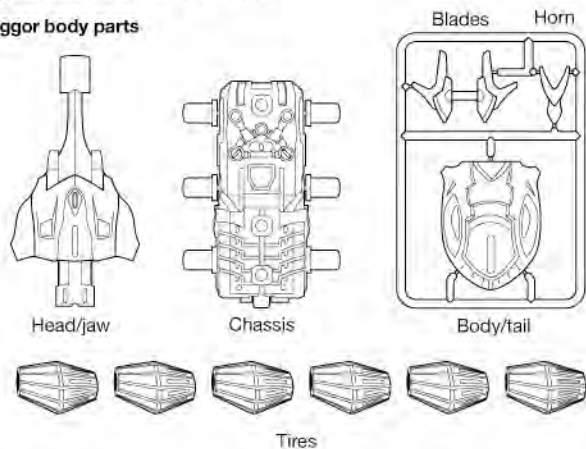
**WWW.WILDPLANET.COM**

Wild Planet Toys, Inc.

P.O. Box 194087 San Francisco, CA 94119-4087

# 1 HOW TO ASSEMBLE DIGGOR

## Diggor body parts



1. Assemble Diggor's head by attaching the **HORN and BLADES**. (Fig. 1)
2. Mount the **TIRES** on the chassis. (Fig. 2)
  - Mounted on-center, the tires are in "rolling" mode.
  - Mounted off-center, the tires are in "crawling" mode to simulate a real bug walking!
3. Attach the **HEAD** to the **CHASSIS** and press firmly. (Fig. 3)
4. Now attach the **TAIL** section. (Fig. 4) Press firmly.
5. You're ready for battle! (Fig. 5)


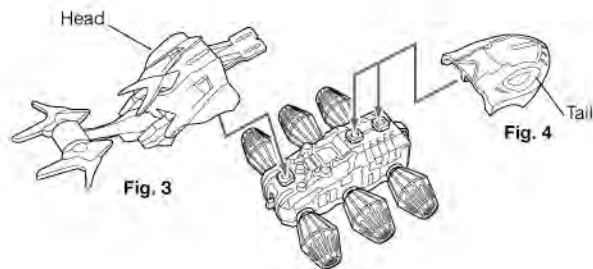
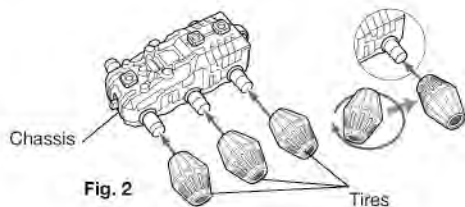
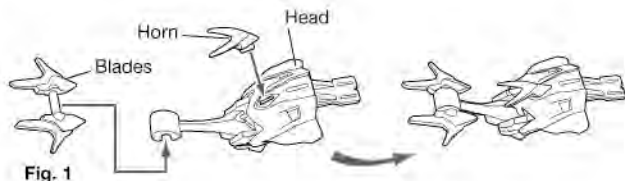


Fig. 5