



Ages 6 and Up
52000

Owner's Manual

Important: Please save this instruction sheet. It contains valuable product information.

 **WARNING:**

**CHOKING HAZARD: Small Parts.
Not for Children Under 3 Years.**



Licensed by Tomy®

BATTLE CRAWLERS

52000-4000

PR 10/04

**IF YOU HAVE ANY QUESTIONS, PLEASE CONTACT US AT
1-800-247-6570**

WWW.WILDPLANET.COM

Wild Planet Toys, Inc.

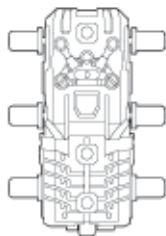
P.O. Box 194087 San Francisco, CA 94119-4087

1 HOW TO ASSEMBLE TRIDAR

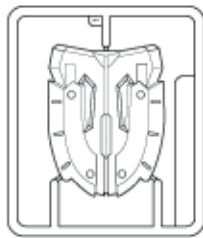
Tridar body parts



Head/jaw



Chassis



Body/tail



Tires

1. Mount the **TIRES** on the chassis. (Fig. 1)

Note: Tridar's oversized tires are not reversible.

2. Attach the **HEAD** to the **CHASSIS** and press firmly. (Fig. 2)
3. Now attach the **TAIL** section. (Fig. 3) Press firmly.
4. You're ready for battle! (Fig. 4)

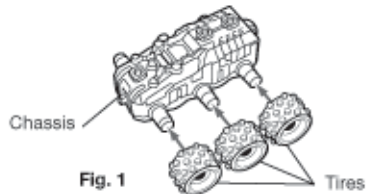


Fig. 1

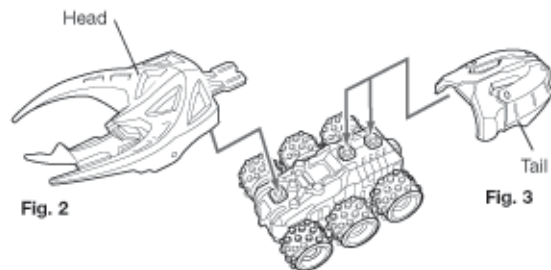


Fig. 2

Fig. 3




Fig. 4